


Learn the Bible Books in 14 Days



Know The Bible Books in 14 Days

Know The Bible Books in 14 Days is a simple to use program that with a commitment of around 5-10 minutes a day will give you the ability to recall all the books of the bible in order and ease of finding any book in the bible.

The program will work for adults or children.

Know The Bible Books in 14 Days will save you from the uncomfortable feeling of not knowing where to find a bible book and the frustration of having no understanding of the context of a bible book.

How to Use **Know the Bible in 14 Days**.

Each day will have How To instruction for the day. The program is based on two learning principles

- the learning of a simple but broad piece of information, then the learning of a more specific piece of information related to the previous information,
- pictures with tags to remember pieces of information called mnemonics (using one thing to remember another thing). In most people it is easier to remember a picture and a mnemonic, than to remember a string of words. There are also word mnemonics for those who find it easier to remember a word than a picture.

To consolidate your knowledge, use the new information regularly. When the pictures come to mind, reinforce the information that is attached to them. This increase in knowledge will not only empower you in your knowledge of the bible but will increase your interest in the bible.

DAY 1

LEARN THE BIBLE BOOKS

How To

Familiarise yourself with these facts, memorise the facts that are in bold by associating them with things you already know.

The Bible

Bible comes from biblia meaning
'the books' in Latin



- **One book**
- **it contains 66 books**

MEMORY TAG : God's creative work was 6 days, there are **66 books in the bible**, the mark of the beast is 666

- **it was written by 40 authors**

MEMORY TAG : there are many 40's in the bible including days of rain in Noah's flood, years of Israel's wondering in the desert, Jesus' time in the wilderness, the largest fasts and number of **bible authors**

- written over 1600 years
- written on three different continents
- written in three different languages
- with one continuous theme

DAY 2

LEARN THE BIBLE BOOKS

How To

Familiarise yourself with these facts, memorise the facts that are bolded by associating them with things you already know.

The Bible - 2 Parts New and Old Testaments

- 1 book containing 66 books
- it tells of 2 **Covenants** which are Promise Contracts between two parties for the mutual benefit and care of both parties. Marriage is a type of covenant.
 - **The Old Testament** - has **39** books

MEMORY TAG - 39 is also the number of lashes Paul received 5 times and also the lashes Jesus received : 40 minus 1)

- It is the covenant between God and Israel

- **The New Testament** - has **27** books

MEMORY TAG - there are 39 books in the old testament...

times the 3 and 9 together to get the number in the new - 27.

- It is the covenant between God and the church



How many books in the whole bible?

How many different authors?

Who is the Old Testament covenant between?

How many books tell the story of this covenant?

Who is the New Testament covenant between?

How many books tell the story of this covenant?

DAY 3

LEARN THE BIBLE BOOKS

How To

Memorise the patterns for the number of books in each group, and become familiar with each group. You will memorise them later.

Bible Groups

The books of the bible are gathered together into groups.
Both testaments each have 5 groups of books.

Some people may categorised the groups differently with different group names and numbers in some groups.
No grouping is right or wrong, they are just different.

The Old Testament

The Old Testament.....has how many books? _____

Books of Moses - 5

Books of History - 12

Books of Wisdom - 5

Books of Major Prophets - 5

Books of Minor Prophets - 12

The pattern makes it easier to remember - 5, 12, 5, 5, 12. This becomes easier to remember when you come to know that there are many more books of History and the Minor Prophets than there are of Moses, Wisdom and the Major Prophets.

How many books in the Old Testament? _____ ,

How many in each group?

Moses (named because he wrote them) _____

History (named because they record the history of Israel as a nation)_____

Wisdom (named because they are full of wise saying and ways to live)_____

Major Prophets (named because their writings are longer)....._____

Minor Prophets (because their writings are shorter)....._____

The New Testament

The New Testament.....has how many books? _____

Gospels - 4

Acts - 1

Paul's Letters - 14

Other Letters - 7

Revelation - 1

MEMORY TAGS : The pattern that makes it easier to remember is to know that in the first two groups there are 4 gospels and 1 book of Acts - 4 and 1 or 41. The reverse of 41 is 14, which is the number of the second group. The last two groups are 71 or 7 and 1. It ends in 1 as does the first group. So the pattern is 41, 14, 71.

How many books in the New Testament? _____

How many in each group?

Gospels (named because gospel means 'good news' which tell about Jesus from four different aspects)_____

Acts (named because it records the acts of the apostle and early church)...._____

Paul's Letters (named because Paul wrote them to people and churches)....._____

Other Letters (named because other people wrote these letters)_____

Revelation (named because God reveals to John a revelation of Jesus Christ and the future)..._____

DAY 4

LEARN THE BIBLE BOOKS

How To

Memorise the mnemonic below. It is not a true statement, it is merely a way of memorising the groups. Then, familiarise yourself with the pictures. They do not need to be memorised, just familiarise them so that you will recognise them when you see them again.

Old Testament Groups

'Moses bought history and wisdom books from the prophets.'

Old Testament Groups

'Moses bought history and wisdom books from the prophets.'

The Books of Moses



History Books



The Books of Wisdom



Major Prophets



Minor Prophets



DAY 5

LEARN THE BIBLE BOOKS

How To

Memorise the mnemonic below. It is not a true statement, it is merely a way of memorising the groups. Then, familiarise yourself with the pictures that follow. They do not need to be 'studied' or memorised, just familiarise them so you connect with them when you see them again.

New Testament Groups

'The gospel acts on letters of revelation'

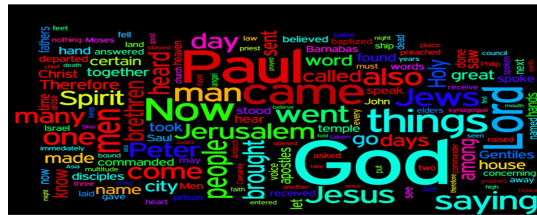

New Testament Groups

'The gospel acts on letters of revelation'


The Gospels



The Acts of the Apostles



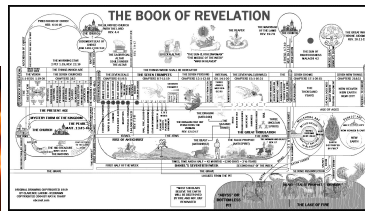
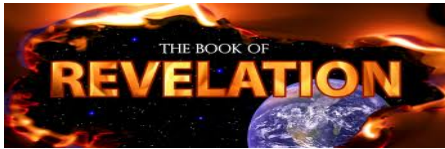
Paul's Letters



Other Letters



The Revelation



DAY 6

LEARN THE BIBLE BOOKS

How To

Memorise the picture and then the memory tag that relates to the picture. When you are able to remember the tag fluently, as you think of the tag, replace the memory tag words with their corresponding bible book names. As many times as you can through the day think of the picture and the mnemonic but say the bible books to lock them to memory. At the end of the day, do the memory quiz.

The Books of Moses



GENTle EXercise aLLEVIates NUMerous DETERiorations
GENESIS EXODUS LEVITICUS NUMBERS DEUTERONOMY

Word Mnemonics - DO NOT LEARN THESE

These are only for those who retain words better than pictures.

DO NOT LEARN BOTH.

**ONLY LEARN THESE IF YOU STRUGGLE TO REMEMBER
PICTURES AND FIND LETTERS EASIER TO REMEMBER.**

The spelling errors are intentional - they will help to make remembering easier.

Books of Moses - 5

- **GE**lly **LaND** (Jelly Land)
- **G**enesis
- **E**xodus
- **L**eviticus
- **N**umbers
- **D**euteronomy

The Books of Moses - memory quiz



GENTle EXercise alLEVIates NUMerous DETERiorations.

Write the bible book for the word

Gentle

-

Exercise

-

Alleviates

-

Numerous

-

Deteriorations

-

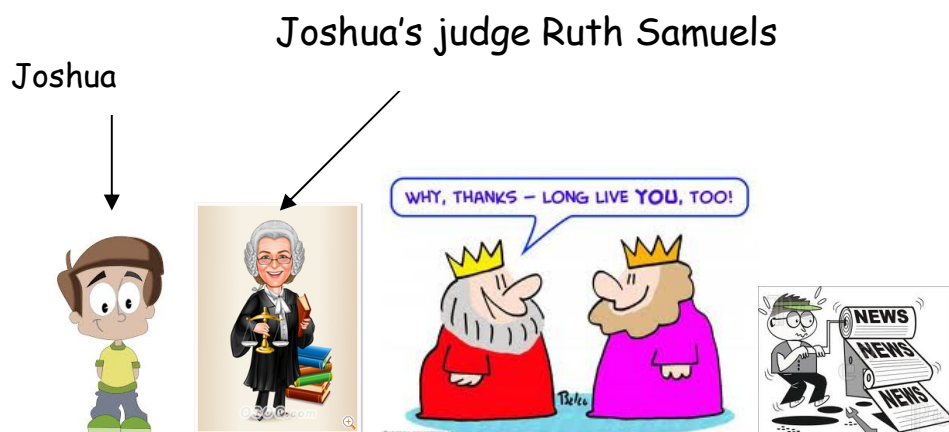
DAY 7

LEARN THE BIBLE BOOKS

How To

Memorise the picture and then the memory tag that relates to the picture. When you are able to remember the tag fluently, as you think of the tag, replace the memory tag words with their corresponding bible book names. As many times as you can through the day think of the picture and the mnemonic but say the bible books to lock them to memory. Start with the books of Moses, then add the books of History. At the end of the day, do the memory quiz.

History Books



JOSHUA'S JUDGE, RUTH SAMUELS and the KINGS

JOSHUA JUDGES RUTH SAMUEL I II KINGS I II

CHRONICLED EXTRA NEWS ESSAYS

CHRONICLES I II EZRA NEHEMIAH ESTHER

Word Mnemonics - DO NOT LEARN THESE

These are only for those who retain words better than pictures.

DO NOT LEARN BOTH.

ONLY LEARN THESE IF YOU STRUGGLE TO REMEMBER PICTURES AND FIND LETTERS EASIER TO REMEMBER.

The spelling errors are intentional - they will help to make remembering easier.

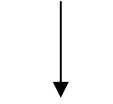
Books of History - 12

- **JuJulaR** **SKunC** **ENE**
 Jugular Skunk ENE meenie miny mo)
- **JuJulaR**
- **J**oshua
- **J**udges
- **R**uth
- **SKunC** - the doubles
- 1&2 **S**amuel
- 1&2 **K**ings
- 1&2 **C**hronicles
- **ENE** meenie miny moe
- **E**zra
- **N**ehemiah
- **E**sther

History Books - memory quiz

Joshua

Joshua's judge Ruth Samuels



JOSHUA'S JUDGE, RUTH SAMUELS and the KINGS
CHRONICLED EXTRA NEWS ESSAYS.

Joshua's

-

Judge

-

Ruth Samuels and

-

-

-

the Kings

-

-

Chronicled

-

-

Extra

-

News

-

Essays

-


DAY 8

LEARN THE BIBLE BOOKS

How To

Memorise the picture and then the memory tag that relates to the picture. When you are able to remember the tag fluently, as you think of the tag, replace the memory tag words with their corresponding bible book names. As many times as you can through the day think of the picture and the mnemonic but say the bible books to lock them to memory. First say the books of Moses and History, then add the books of Wisdom. At the end of the day, do the memory quiz.

The Books of Wisdom



The JOB of writing PSALMS and PROVERBS

JOB

PSALMS

PROVERBS

then EsCalates into SONG

ECCLESIASTES SONG OF SONGS

Word Mnemonics - DO NOT LEARN THESE

These are only for those who retain words better than pictures.

DO NOT LEARN BOTH.


**ONLY LEARN THESE IF YOU STRUGGLE TO REMEMBER
PICTURES AND FIND LETTERS EASIER TO REMEMBER.**

The spelling errors are intentional - they will help to make remembering easier.

Wisdom - 5

- **JuPPitES** moons (Jupiters moons)
- **J**ob - Job
- **P**salms - David
- **P**roverbs - Solomon
- **E**cclasiastes - Solomon
- **S**ong of Songs - Solomon

The Books of Wisdom - memory quiz



The JOB of writing PSALMS and PROVERBS
then EsCalates into SONG.

The Job of writing

-

Psalms and

-

Proverbs then

-

Escalates into

-

Song

-

DAY 9

LEARN THE BIBLE BOOKS

How To

Memorise the picture and then the memory tag that relates to the picture. When you are able to remember the tag fluently, as you think of the tag, replace the memory tag words with their corresponding bible book names. As many times as you can through the day think of the picture and the mnemonic but say the bible books to lock them to memory. First say the books of Moses, History and Wisdom, then add the Major Prophets. At the end of the day, do the memory quiz.

Major Prophets



IS genERal LAM illEgaLly DANcing?
ISAISH JEREMIAH LAMINTATIONS EZEKIAL DANIEL

Word Mnemonics - DO NOT LEARN THESE

These are only for those who retain words better than pictures.

DO NOT LEARN BOTH.

**ONLY LEARN THESE IF YOU STRUGGLE TO REMEMBER
PICTURES AND FIND LETTERS EASIER TO REMEMBER.**

The spelling errors are intentional - they will help to make remembering easier.

Major Prophets - 5

Is Jerry LED?

- **I**saiah
- **J**eremiah
- **L**amentations
- **E**zekiel
- **D**aniel

Major Prophets - memory quiz



IS genERal LAM illEgaLly DANcing?

Is

-

General

-

Lam

-

Illegal

-

Dancing?

-

DAY 10


LEARN THE BIBLE BOOKS

How To

Become familiar with the picture and then the memory tag that relates to the picture. Recall the pictures and the context of the tag today - it will be memorised tomorrow. If you are able to memorise the tags and associated books today, then do so and use tomorrow to lock them in. At the end of the day, do the memory quiz to see what is already familiar to you.

The Minor Prophets are repeated on Day 11.

Minor Prophets



HOSE JOEL's MOSs-coloured shirt. "Oh BAD IAH!"
HOSEA JOEL AMOS OBADIAH



JOiN My HaM HABit.
JONAH MICAH NAHUM HABAKKUK



stEPH AND I Are HAGGling. ZECH AND I Are MALLing
ZEPHANIAH HAGGAI ZECHARIAH MALACHI

Word Mnemonics - DO NOT LEARN THESE

These are only for those who retain words better than pictures.

DO NOT LEARN BOTH.

**ONLY LEARN THESE IF YOU STRUGGLE TO REMEMBER
PICTURES AND FIND LETTERS EASIER TO REMEMBER.**

The spelling errors are intentional - they will help to make remembering easier.

Minor Prophets - 12

Hallelu**J**A **O**h **J**i**M**!

Ne**H** Zealand **H**a**Z****M**at

- Hallelu**J**A
- Hosea
- Joel
- Amos

- Oh **J**i**M**!
- Obadiah
- Jonah
- Micah

- Ne**H** Zealand
- Nahum
- Habakkuk
- Zephaniah

- Ha**Z****M**at
- Haggai
- Zechariah
- Malachi

Minor Prophets - memory quiz



HOSe JOEL's MOSS-coloured shirt. "Oh BAD IAH!"



JOiN My HaM HABit



stEPH AND I Are HAGGling.
ZECH AND I Are MALLing

Hose

-

Joel's

-

Moss-coloured shirt

-

"Oh bad Iah"

-

Join

-

My

-

Ham

-

Habit

-

Zeph and I are

-

Haggling

-

Zech and I are

-

Malling

-


DAY 11

LEARN THE BIBLE BOOKS

How To

Memorise the picture and then the memory tag that relates to the picture. When you are able to remember the tag fluently, as you think of the tag, replace the memory tag words with their corresponding bible book names. As many times as you can through the day think of the picture and the mnemonic but say the bible books to lock them to memory. Start with the books of Moses, History, Wisdom and Major Prophets, then add the Minor Prophets. At the end of the day, do the memory quiz.

Minor Prophets



HOSE JOEL's MOSS-coloured shirt. "Oh BAD IAH!"

HOSEA JOEL AMOS

OBADIAH



JOiN My HaM HABit.
JONAH MICAH NAHUM HABAKKUK



stEPH AND I Are HAGGling. ZECH AND I Are MALLing
ZEPHANIAH HAGGAI ZECHARIAH MALACHI

Word Mnemonics - DO NOT LEARN THESE

These are only for those who retain words better than pictures.

DO NOT LEARN BOTH.

**ONLY LEARN THESE IF YOU STRUGGLE TO REMEMBER
PICTURES AND FIND LETTERS EASIER TO REMEMBER.**

The spelling errors are intentional - they will help to make remembering easier.

Minor Prophets - 12

HalleluJA Oh JiM!

NeH Zealand HaZMat

- HalleluJA
- Hosea
- Joel
- Amos

- Oh JiM!
- Obadiah
- Jonah
- Micah

- NeH Zealand
- Nahum
- Habakkuk
- Zephaniah

- HaZMat
- Haggai
- Zechariah
- Malachi

Minor Prophets - memory quiz



HOSe JOEL's MOSS-coloured shirt. "Oh BAD IAH!"



JOiN My HaM HABit



stEPH AND I Are HAGGling.
ZECH AND I Are MALLing

Hose

-

Joel's

-

Moss-coloured shirt

-

"Oh bad Iah"

-

Join

-

My

-

Ham

-

Habit

-

Zeph and I are

-

Haggling

-

Zech and I are

-

Malling

-

DAY 12

LEARN THE BIBLE BOOKS

How To

Memorise the 4 books of the gospels and the one book of Acts. Through the day say the books of the Old Testament then add the books of the gospels and Acts.

The Gospels



The McCarty Quadruplets
Matthew, Mark, Luke and John

Gospels - 4

- The 4 are in reverse alphabetical order

DAY 13

LEARN THE BIBLE BOOKS

How To

Memorise the picture and then the tag that relates to the picture. When you remember the tag fluently, as you think of the tag words replace them with the bible books. Repeat as many times as you can through the day to lock it to memory. Say the books of the Old Testament, the Gospels and Acts, then add Paul's letters. At the end of the day, do the memory quiz. Some scholars believe Hebrews is a letter from Paul, others do not, but it is included here.

Paul's Letters




Toward the ROMAN CORridor

ROMAN CORINTHIANS I II

came GALloping EFFervescent FILLies and COLts

GALATIANS EPHESIANS PHILIPPIANS AND COLOSSIANS



The 5 T's marched in 2's, TITUS with his friend PHIL
 THESSALONIANS I II TIMOTHY I II TITUS PHILEMON
 towards the COFFEE-MAN
 HEBREWS

Word Mnemonics - DO NOT LEARN THESE

These are only for those who retain words better than pictures.
DO NOT LEARN BOTH.
ONLY LEARN THESE IF YOU STRUGGLE TO REMEMBER
PICTURES AND FIND LETTERS EASIER TO REMEMBER.


Paul's Letters

- Commit **Romans** and **Corinthians** x2 to memory
- The next 5 in a row are **Ians**
 - **Galatians**, **Ephesians**, **Philippians**, **Colossians**,
Thessalonians
- Commit **Galatians**, **Ephesians**, **Philippians**, **Colossians** to memory
- The last one of **Thessalonians** starts the run of 5 T's
 - The first two **Thessalonians** and **Timothy** being doubles, then **Titus**
- Commit **Philemon** and **Hebrews** to memory

Paul's Letters - memory quiz



Toward the ROMAN CORridor
came GALloping EFFervescent FILLies and COLts



The 5 T's marched in 2's, TITUS is with his friend PHIL
towards the COFFEE-MAN

Towards the Roman

-

Corridor

-

-

Came Galloping

-

Eppervescent

-

Fillies and

-

Colts

-

The 5 T's march
in 2's

-

-

-

-

Titus with his friend

-

Phil towards the

-

Coffeeman

-

Word Mnemonics - DO NOT LEARN THESE

These are only for those who retain words better than pictures.

DO NOT LEARN BOTH.

**ONLY LEARN THESE IF YOU STRUGGLE TO REMEMBER
PICTURES AND FIND LETTERS EASIER TO REMEMBER.**

Other's Letters

- **J**ames, **P**eters, **J**ohns, **J**ude
- These 4 all start with J except the second
- There are 1, then 2, then 3, then 1
- There is 1 (James), then 2 (Peters), then 3 (Johns)
- Jude is the last name, it is the least common name.

Other's Letters - memory quiz



JAMES serves the PETERs, the JOHNs and JUDE the dude.

James, serves

-

The Peters

-

-

The Johns and

-

-

-

Jude the Dude

-

Conclusion

Continue to routinely bring to mind the pictures and their corresponding tags, as required, to prompt the names of the bible books. Over time the pictures alone will be enough to prompt the name of the bible books, then the pictures will not be needed and the bible book names will be remembered without prompts. The pictures and their tags, although no longer used, will be retained in the memory.